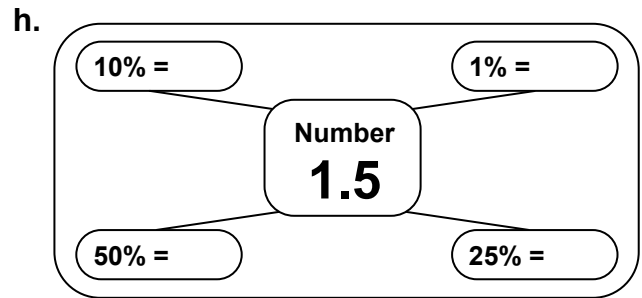
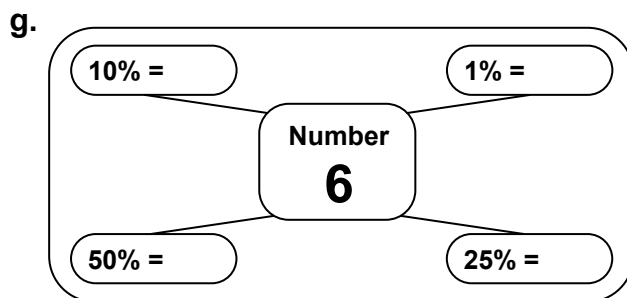
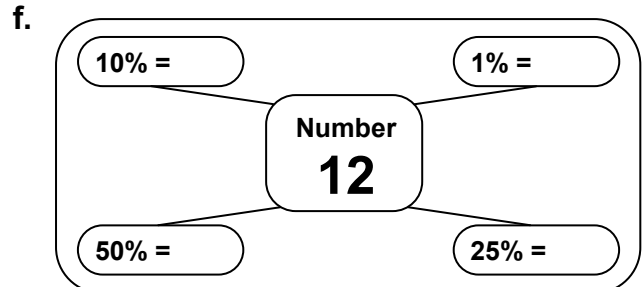
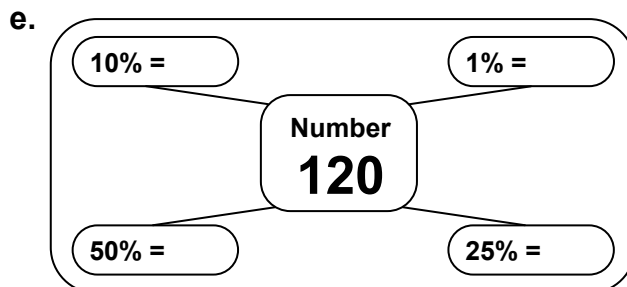
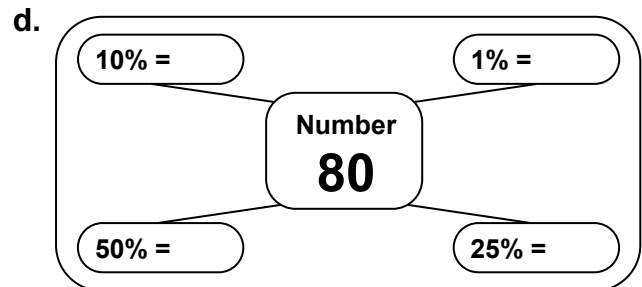
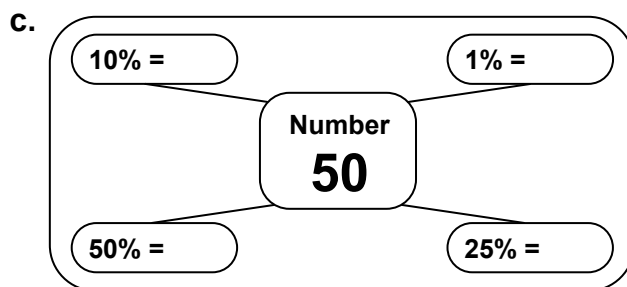
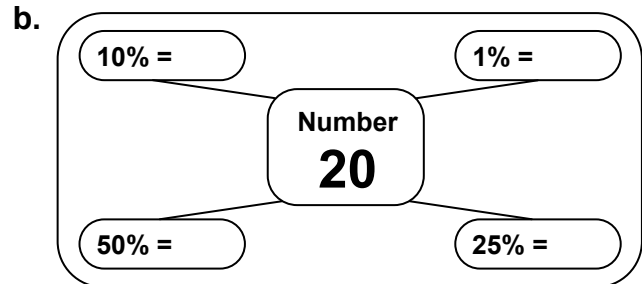
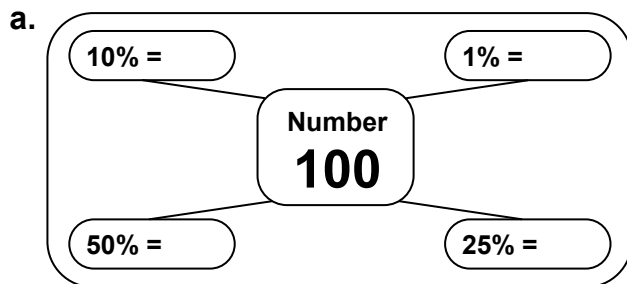


# Percentage Diagrams

**Task 1** Make copies of the six diagrams below, and fill in the missing percentages.



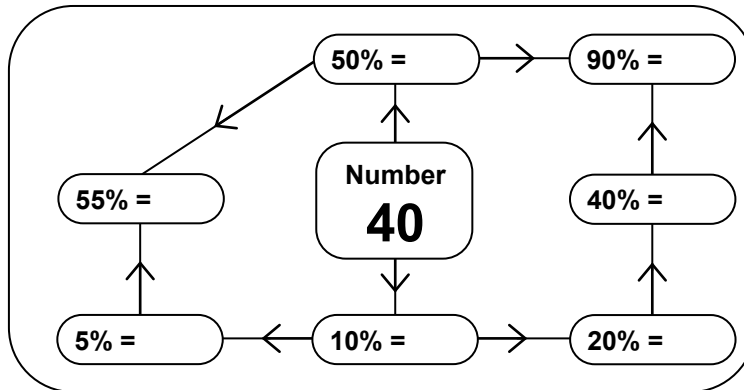
**Task 2** Find 50%, 25%, 10% and 1% of the following numbers.

- |    |    |    |    |    |     |    |     |    |     |
|----|----|----|----|----|-----|----|-----|----|-----|
| a. | 60 | b. | 30 | c. | 10  | d. | 140 | e. | 200 |
| f. | 88 | g. | 8  | h. | 0.5 | i. | 35  | j. | 3.5 |

# Percentage Diagrams (cont)

## Task 3 Finding other percentages

Copy and complete the percentage diagram below.

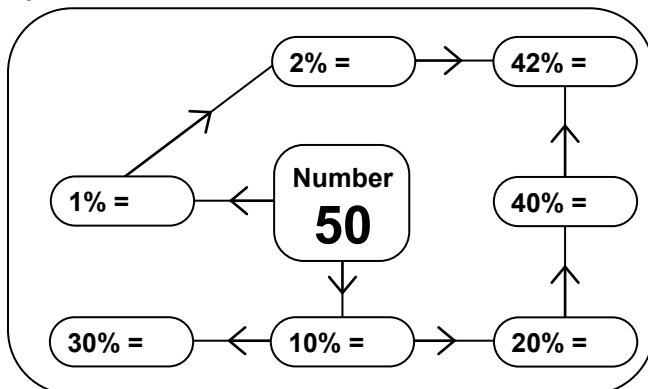


## Task 4 For each number below, find the percentages shown.

- a. Number: **60** 10% 20% 30% 40% 50% 60% 70%
- b. Number: **80** 10% 5% 15% 20% 25% 30% 35%
- c. Number: **30** 10% 20% 40% 80% 50% 70% 90%
- d. Number: **24** 10% 50% 60% 40% 100% 110% 150%
- e. Number: **120** 10% 5% 15% 25% 40% 65% 105%

## Task 5 Copy and complete these last two percentage diagrams.

a.



b.

