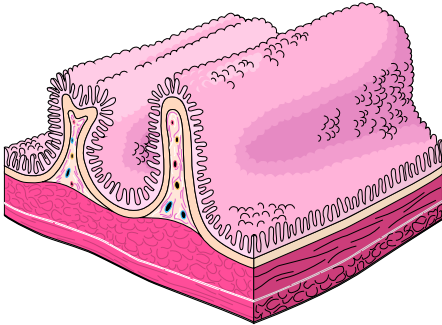


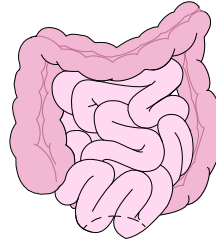
# Small Intestine

The small intestine is designed to continue the digestion of food from the stomach. It then passes the tiny food molecules to the bloodstream.



## Labels

Villus  
Capillary network  
Lacteal  
Epithelial cells  
Artery  
Vein  
Lymphatic vessel  
Muscle  
Small intestine  
Large intestine



## Key Words

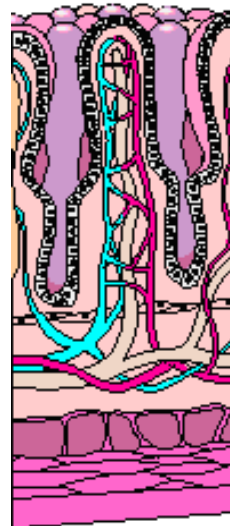
Duodenum	Vitamins
Jejunum	Minerals
Ileum	Proteins
Epithelium	Carbohydrates
Absorption	Fats
Pancreatic juice	Fibre
Bile	Electrolytes
Enzymes	

## Research Ideas

- How long is the human intestine?
- Which substances are digested in the small intestine?
- How does absorption into the blood take place?
- What types of food are not absorbed into the blood?
- How is cancer of the intestine treated?

## Advanced Research

- How is food moved along the small intestine?
- What is the function of 'intestinal juice'?
- How is the surface area of the small intestine increased?
- Find out about some diseases of the small intestine.



## Presentation Ideas

Design a wall display with diagrams and facts. Make sure your titles are big and bold, and that your work is as neat as possible.

Give a talk to your class. Prepare some diagrams (maybe on overheads) to help illustrate your presentation.

## Internet Search Terms

(we recommend "google.com")

- "small intestine" + length
- "small intestine" + function
- "small intestine" + cancer
- intestine + disease
- intestine + fats + protein

## Websites

- [http://kidshealth.org/kid/body/digest\\_noSW\\_p2.html](http://kidshealth.org/kid/body/digest_noSW_p2.html)
- <http://arbl.cvmsb.colostate.edu/hbooks/pathphys/digestion/smallgut/>
- <http://www.bbc.co.uk/schools/ks3bitesize/science/biology/>
- <http://en.wikipedia.org/wiki/Digestion>
- [http://en.wikipedia.org/wiki/Small\\_intestine](http://en.wikipedia.org/wiki/Small_intestine)
- [http://en.wikipedia.org/wiki/Gastrointestinal\\_tract](http://en.wikipedia.org/wiki/Gastrointestinal_tract)